



MICRO
SHADING



POWDER
BROWS



Brow shading is performed by placing pigment between epidermis and dermis with the use of a tattoo machine with a disposable needle.

Microshading is a form of cosmetic tattooing. The technicians will use topical anesthetics to limit discomfort and consequently like all forms of cosmetic tattooing if performed correctly the procedure causes minimal discomfort.

Microshading is a tattoo. The tattoo, as all other tattoos, can fade depending on multiple factors (quality of pigment/ink used, UV exposure, use of acids in skincare products, medications). Tattooing is permanent, whether it is on the body or face. Immediately post treatment, eyebrows will appear darker than expected, but will fade during the healing process over the following 4 weeks.

The treatment is typically a 2 step application process:

- The initial appointment includes consultation and initial application.
- The second appointment or so called touch up session a minimum of 5-8 weeks later is to refine the shape and fine-tune color. The 2nd application ensures that the micro-pigments are healing properly and responding well. Periodic Color Boosts will be required to keep the color fresh.

Microshading (Powder brows)

Best for: Anyone who wants brows to look more «done» (i.e. thick and filled in).

Microshading (Powder) technique is like an Impressionist got ahold of the blade. Microshading technique is done using either an electric hand tool, which creates a soft, powdered effect that resembles eyebrow powder. Instead of the hair stroke typical with microblading microshading employs a stippling method, which uses repetitive dots of pigment. It's like the pomade or powder to microblading's pencil strokes just semipermanent. The overall effect more closely resembles the brow filled in using makeup.

How long microshading lasts:

Excluding the first touch-up, you have a solid year before you need to see your brow artist again.



Each procedure takes from one to 3 hours, requires at least one touch up. The color of the pigment used is custom and selected by a technician to compliment an individual's complexion without looking "overdone" or fake. Permanent makeup appears 50% to 30% brighter right after the procedure, it takes about 4 weeks for the tattooed area to heal.



WHAT CAN PREVENT YOU FROM GETTING PERMANENT MAKEUP DONE:

- Pregnancy
- Breastfeeding (treatment is possible, though anesthetic may not be possible)
- Birthmarks or moles are avoided
- Serious diseases such as cancer, epilepsy, autoimmune disorders (ask your doctor if permanent makeup is for you)
- Circulatory disorders (ask your doctor if permanent makeup is for you)
- You're taking blood thinning medication (ask your doctor if permanent makeup is for you)
- Currently on Accutane or other strong retinoids (must wait until 3 months after treatment ends)
- If any irritation appears on the desired tattoo area
- You've recently had Botox or Disport treatment (must wait 2 weeks)
- If you have a sunburn.
- After waxing (must wait 3 days)
- After chemical peels (must wait two weeks)



PREPARING FOR THE PROCEDURE:

- *Do not get your brows waxed for 3 days (or longer) before the procedure. It is best to let your permanent makeup artist to shape your brows for you.
- *Avoid alcohol and caffeine for at least 24 hours before the procedure
- *Do not tan for 3 days before the procedure
- *Do not get chemical peels 3 days prior to the procedure
- *Do not take Aspirin, Niacin, Vitamin E or Ibuprofen for 24 hours before the procedure
- *The skin in the desired permanent makeup area should not be damaged, or irritated.

AFTER THE PROCEDURE:

Day: What to Expect:

1-2 What you see is about 20-60% darker, bolder, and more solid than what your healed result will present. Nearby may be minimal swelling; however as the eyebrow area typically does not retain much fluid, swelling will be limited. The top layers of skin will begin to shed about day 3-5 and you will see a loss of color. This is normal.

3 Your eyebrows may begin to itch and the pigment may appear somewhat raised. **DON'T SCRATCH THEM!**

4-6 your skin is now in rapidly exfoliating and if left alone, will shed evenly. The color under the skin will continue to appear light until the epidermis becomes more transparent.

30-40 your eyebrows have had a full cycle of cellular regeneration in which the tattoo has now become part of the dermis, seen under the epidermis.


Your healing results depend on you following the aftercare instructions

PRICE LIST

Eyebrows:

Micro shading initial session	\$400
Initial touch up	\$200
Annual touch up in 6 to 12 months.....	\$200
Annual touch up in 12 months to 24 months.....	250\$
Annual touch up in 2 years and longer.....	300\$
Touch up of brows originally done by a different permanent makeup artist.....	300\$

***Prices may vary as every case is unique



makeup artist